

GETTING STARTED

---

# Product Tour: Easy Agile User Story Maps

# contents

SECTION

## **1 anatomy of Easy Agile User Story Maps**

backbone of epics	4
user stories	5
sprint/version swim lanes	6

SECTION

## **2 working your way around**

adding epics/user activities	8
creating user stories and adding existing issues	9
inline editing story summaries	11
inline editing story point estimates	12
re-ordering epics	13
sequencing work into sprints and versions	14
viewing epic and sprint statistics	15

GETTING STARTED

---

# Anatomy of Easy Agile User Story Maps

# backbone of epics

The screenshot shows a 'Story Map' for 'Friendly Film Finder' by Easy Agile. The interface includes a top navigation bar with 'Help & feedback', 'Create Epic', and other options. Below the navigation, there are 'QUICK FILTERS' for 'Theatre', 'Unestimated', 'Only My Issues', and 'Recently Updated'. The main area is a grid of story map items. The top row consists of seven 'Epic' cards, each with a title, a progress indicator (a bar and a number), and an ID. The epics are: 'Getting the idea' (FF-139, 8 items), 'Finding theatre and time' (FF-144, 2 items), 'Buying Tickets' (FF-140, 6 items), 'Managing my watch lists' (FF-145, 8 items), 'Finding a site to stream a movie' (FF-141, 4 items), 'Watching the film' (FF-142, 4 items), and 'Discussing movies with others' (FF-143, 6 items). Below the epics, there are several 'User Story' cards. The first row of stories includes: 'As a user I want to subscribe to the service so that I have access to cool movies' (FF-188, 5 items), 'See specific show times for movies' (FF-175, 2 items), 'As a user I want to pre-book seats so that I don't have to wait in line at the theatre' (FF-176, 2 items), 'Create a 'favourites' list' (FF-179, 3 items), and 'Enter my rating' (FF-190, 2 items). The second row of stories includes: 'As a user I want to receive messages from FilmFinder about movies on my watch list when they become available' (FF-187, 2 items), 'As a user I want to reserve specific seats because I like sitting in the middle of the theatre' (FF-177, 2 items), 'Ask family members to join and contribute to family list' (FF-181, 2 items), 'See a list of online sources to stream a movie like Netflix, Hulu, Amazon' (FF-182, 1 item), 'Make a note about the movie - favourite quote or scene' (FF-184, 1 item), and 'As a user I want to post a review on a movie blog site so that other people can watch this awesome movie' (FF-189, 3 items). A large white text overlay is positioned over the middle of the grid, stating: 'User Activities are Represented by Epics user activities line the top of the story map and make up the 'backbone' of your product. These activities should be ordered in the chronological order of how a user will interact with the product and represent the core functionality of your product'. A dashed white line points from the text to the top row of epic cards.

**User Activities are Represented by Epics**  
user activities line the top of the story map and make up the 'backbone' of your product. These activities should be ordered in the chronological order of how a user will interact with the product and represent the core functionality of your product

# user stories

The screenshot shows a Jira board for the project 'Friendly Film Finder'. The board is organized into columns representing epics or user activities. Each epic contains several user stories. The user stories are represented as cards with a title, a description, and a unique ID (e.g., FF-188). Each card also has a small icon and a number indicating its status or priority.

**Epics and their associated user stories:**

- Getting the idea (FF-139):**
  - As a user I want to subscribe to the service so that I have access to cool movies (FF-188)
- Finding theatre and time (FF-144):**
  - See specific show times for a movie (FF-175)
- Buying Tickets (FF-140):**
  - As a user I want to pre-purchase snacks when I order tickets so I don't have to wait in line at the (FF-176)
- Managing my watch lists (FF-145):**
  - Create a 'favourites' list (FF-179)
  - Remove movies from my watch list (FF-192)
- Finding a site to stream a movie (FF-141):**
  - See a list of online sources to stream a movie like Netflix, Hulu, Amazon (FF-182)
- Watching the film (FF-142):**
  - Make a note about the movie - favourite quote or scene (FF-184)
- Discussing movies with others (FF-143):**
  - Enter my rating (FF-190)
  - As a user I want to post a review on a movie blog site so that other people can watch this awesome movie (FF-189)
- Additional user stories (FF-187, FF-177, FF-181):**
  - As a user I want to receive messages from FilmFinder about movies on my watch list when they become (FF-187)
  - As a user I want to reserve specific seats because I like sitting in the middle of the theatre (FF-177)
  - Ask family members to join and contribute to family list (FF-181)

## User Stories

user stories sit below allocated epics/user activities and flesh out the customer journey representing situations/scenarios a user may encounter along the way



# sprint/version swimlanes

## Split the Story Map by Sprint or Versions

the ability to split the story map into sprints and versions means your team can sequence user stories and see sprint and version statistics at a glance. This ensures your sprints are filled to capacity but over commitment is prevented.

The screenshot displays the 'Friendly Film Finder' project in Jira, showing a Story Map with swimlanes for sprints and versions. The interface includes a top navigation bar with 'Help & feedback', 'Create Epic', and other options. Below the navigation bar, there are filters for 'Theatre', 'Unpublished', 'Only My leaves', and 'Recently Unpublished'. The main area is divided into two swimlanes: 'Sample Sprint...' and 'Sample Sprint...'. Each swimlane contains a list of user stories with their IDs and progress indicators.

Swimlane	User Story	ID	Progress
Sample Sprint...	As a user I want to subscribe to the service so that I have access to cool movies	FF-188	5
	See specific show times for a movie	FF-175	2
	As a user I want to pre-purchase snacks when I order tickets so I don't have to wait in line at the	FF-176	2
	Create a 'favourites' list	FF-179	3
	Remove movies from my watch list	FF-192	1
	Enter my rating	FF-190	2
	As a user I want to receive messages from FilmFinder about movies on my watch list when they become	FF-187	2
Sample Sprint...	As a user I want to reserve specific seats because I like sitting in the middle of the theatre	FF-177	2
	Ask family members to join and contribute to family list	FF-181	2
	See a list of online sources to stream a movie like Netflix, Hulu, Amazon	FF-182	1
	Make a note about the movie - favourite quote or scene	FF-184	1
	As a user I want to post a review on a movie blog site so that other people can watch this awesome movie	FF-189	3
	Getting the idea	FF-139	8
	Finding theatre and time	FF-144	2
Buying tickets	FF-140	6	
Managing my watch lists	FF-145	8	
Finding a site to stream a movie	FF-141	4	
Watching the film	FF-142	4	
Discussing movies with others	FF-143	6	

GETTING STARTED

---

# Working Your Way Around

# adding epics/user activities

The image shows a Jira Story Map interface for a project named 'Friendly Film Finder'. The interface includes a header with the project name and 'Story Map by Easy Agile', followed by quick filters for 'Theatre', 'Unestimated', 'Only My Issues', and 'Recent'. The main area displays a grid of user stories, each with a title, a count, and an ID (e.g., FF-139, FF-188, FF-187). A 'Create Epic' dialog box is overlaid on the right side of the screen. The dialog box has a title bar with 'Create Epic' and a 'Configure Fields' button. It contains several fields: 'Project' (set to 'Film Finder (FF)'), 'Issue Type' (set to 'Epic'), 'Epic Name' (with a placeholder and a note to provide a short name), 'Summary', 'Priority' (set to 'Medium'), 'Component/s', and 'Affects Version/s'. At the bottom of the dialog, there is a 'Description' field with a rich text editor toolbar and buttons for 'Create another', 'Create', and 'Cancel'. The background story map shows stories like 'Getting the idea' (FF-139), 'As a user I want to subscribe to the service...' (FF-188), and 'As a user I want to receive messages...' (FF-187).

## Quickly create Epics inside the Story Map

quickly create epics inside the story map to represent user stories. Click the **+ Create Epic** button to open the 'Create Epic' Jira dialogue box. Your new epic will appear on your user story map



# creating user stories and adding existing issues

## Create/Add User Stories Inside the Story Map

hover over the space you wish to create a new User Story or add an existing issue. This will bring up the 'Add new or existing issue' dialogue

The screenshot displays a Story Map interface with a grid of user stories. The stories are organized into columns representing different stages of a process: 'Getting the idea', 'Finding theatre and time', and 'Buying Tickets'. Each story card includes a title, a description, a priority indicator (a square icon), a count (a circle with a number), and an ID (e.g., FF-139). A dialog box is open over the first story in the 'Getting the idea' column, titled 'Add new or existing issue'. The dialog box has a white background and a dark border, and it is positioned over the story card for 'As a user I want to subscribe to the service to see specific show times for movies' (ID: FF-188).

Getting the idea	Finding theatre and time	Buying Tickets
As a user I want to subscribe to the service to see specific show times for movies FF-139	See specific show times for movies FF-144	As a user I want to pre-purchase snacks when I order tickets so I don't have to wait in line at the theatre FF-140
As a user I want to subscribe to the service to see specific show times for movies FF-188	See specific show times for movies FF-175	As a user I want to pre-purchase snacks when I order tickets so I don't have to wait in line at the theatre FF-176
		As a user I want to reserve specific seats because I like sitting in the middle of the theatre FF-177

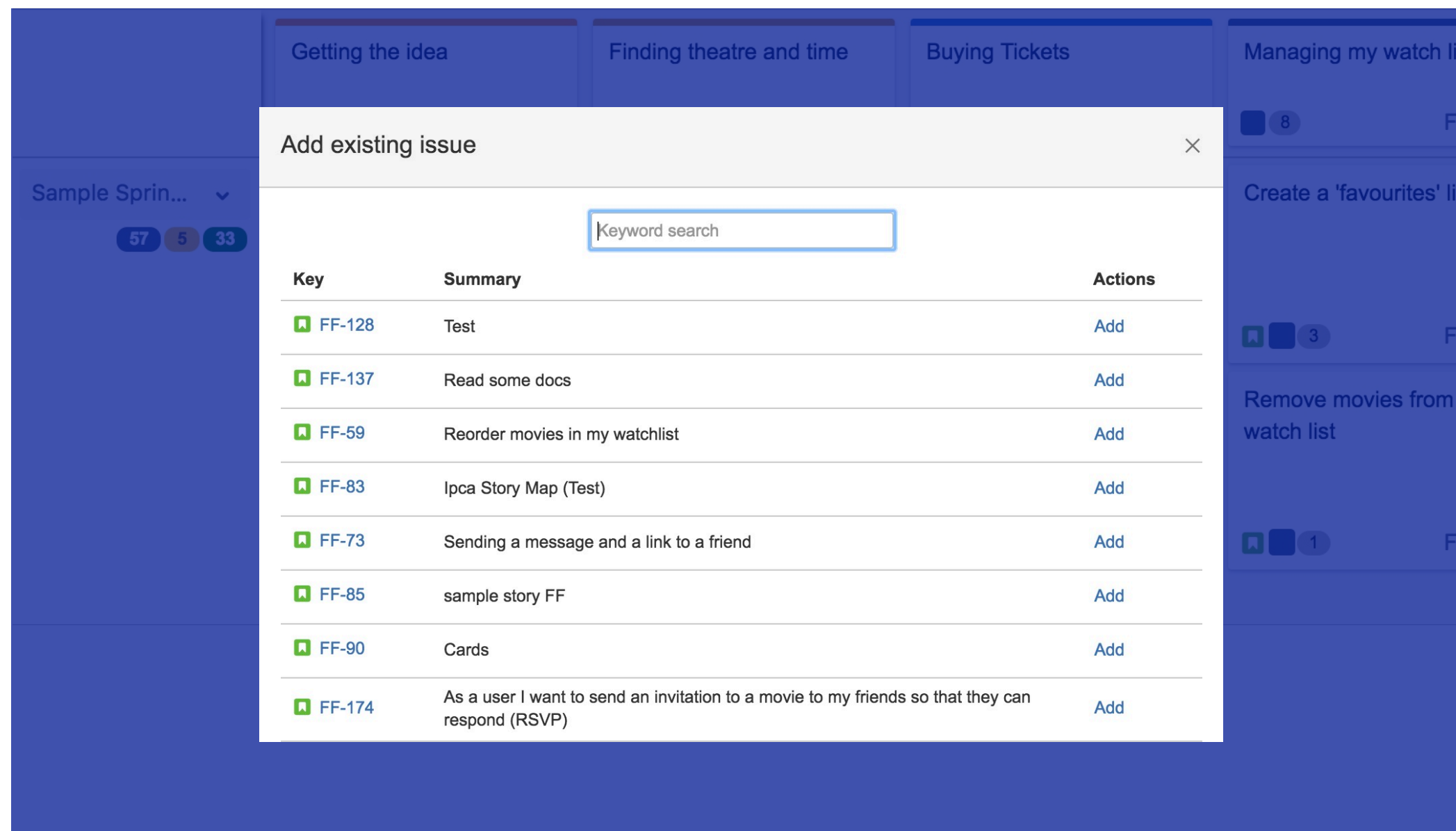
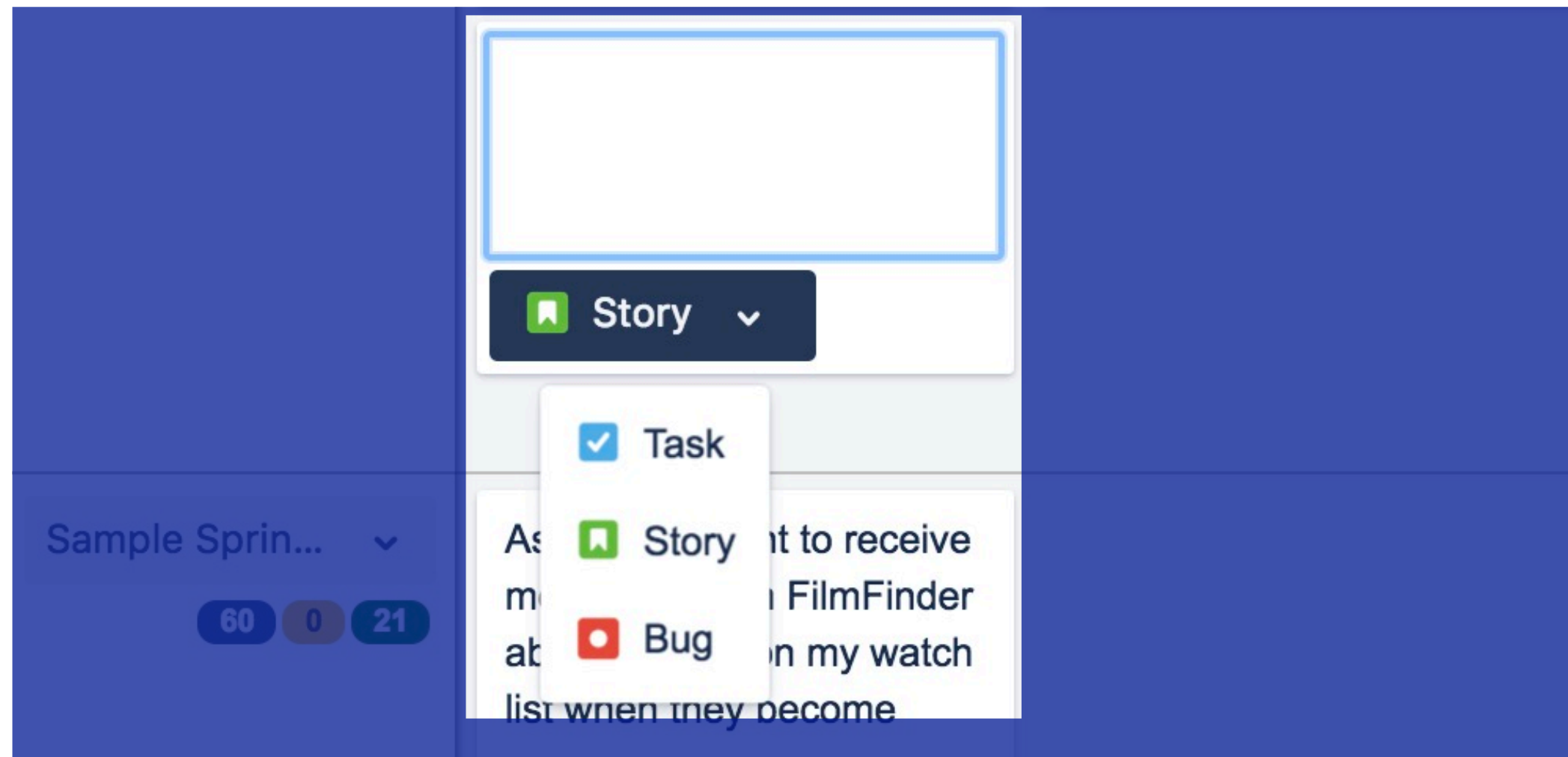
# creating user stories and adding existing issues

## Quick Create

create 'tasks', 'stories' or 'bugs' and inline edit the story summary without ever having to leave the Story Map. Hit enter to continue 'quick creating' issues.

## Pull in Issues from the Backlog

scroll through or 'keyword' search for existing issues and 'Add' them to your Story Map



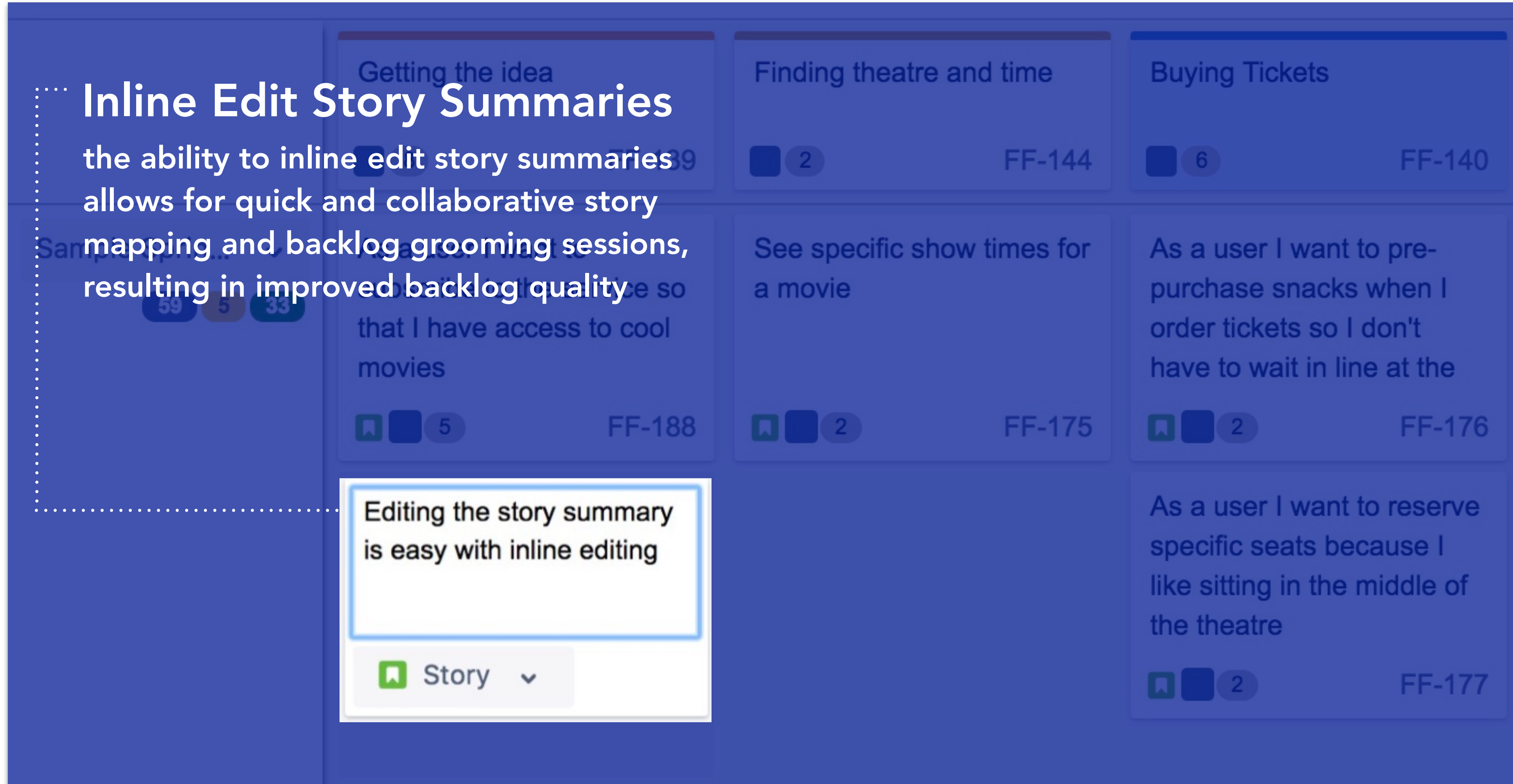
# inline editing story summaries

## Inline Edit Story Summaries

the ability to inline edit story summaries allows for quick and collaborative story mapping and backlog grooming sessions, resulting in improved backlog quality

Editing the story summary is easy with inline editing

Story





# inline editing story point estimates

## Inline Edit Story Point Estimates

backlog grooming is made simple with the ability to inline edit story point estimates inside the story map. This results in improved backlog quality as well as more accurate velocity tracking

Editing the story summary is easy with inline editing

Getting the idea

Finding theatre and time

Buying Tickets

2

FF-144

6

FF-140

See specific show times for a movie

2

FF-175

As a user I want to pre-purchase snacks when I order tickets so I don't have to wait in line at the

2

FF-176

As a user I want to reserve specific seats because I like sitting in the middle of the theatre

2

FF-177

5

FF-188



# re-ordering epics

drag and drop epics to re-order user activity with all associated user stories moving with it

The screenshot displays a Jira Story Map for the project 'Friendly Film Finder' by Easy Agile. The interface includes a title bar with 'Help & feedback', 'Create Epic', and other utility buttons. Below the title, there are quick filters for 'Theatre', 'Unestimated', 'Only My Issues', and 'Recently Updated'. The main area is a grid of epics and user stories. The epics are: 'Getting the idea' (8 stories, FF-139), 'Finding theatre and time' (2 stories, FF-144), 'Finding a site to stream a movie' (4 stories, FF-141), 'Watching the film' (4 stories, FF-142), 'Buying Tickets' (6 stories, FF-140), 'Managing my watch lists' (8 stories, FF-145), and 'Discussing movies with others' (6 stories, FF-144). The user stories are organized into three horizontal swimlanes. The first swimlane contains stories like 'As a user I want to subscribe to the service...' (5 stories, FF-188) and 'See specific show times for a movie' (2 stories, FF-175). The second swimlane contains 'As a user I want to pre-purchase snacks...' (2 stories, FF-176) and 'As a user I want to reserve specific seats...' (2 stories, FF-177). The third swimlane contains 'As a user I want to receive messages from FilmFinder...' (2 stories, FF-187) and 'See a list of online sources to stream a movie...' (1 story, FF-182). Each story card shows a title, a count of stories, and an ID. The 'Buying Tickets' epic is highlighted with a hand cursor, indicating it is being interacted with.

Epic	Count	ID
Getting the idea	8	FF-139
Finding theatre and time	2	FF-144
Finding a site to stream a movie	4	FF-141
Watching the film	4	FF-142
Buying Tickets	6	FF-140
Managing my watch lists	8	FF-145
Discussing movies with others	6	FF-144

Swimlane	User Story	Count	ID
Sample Sprint 1	As a user I want to subscribe to the service so that I have access to cool movies	5	FF-188
	See specific show times for a movie	2	FF-175
Sample Sprint 2	As a user I want to pre-purchase snacks when I order tickets so I don't have to wait in line at the	2	FF-176
	As a user I want to reserve specific seats because I like sitting in the middle of the theatre	2	FF-177
Sample Sprint 3	As a user I want to receive messages from FilmFinder about movies on my watch list when they become	2	FF-187
	See a list of online sources to stream a movie like Netflix, Hulu, Amazon	1	FF-182
Sample Sprint 4	Receive a message from a friend with direct link to a movie	1	FF-186
	Watch instantly via another service like Netflix, Hulu, Amazon	3	FF-183
Sample Sprint 5	Make a note about the movie - favourite quote or scene	1	FF-184
	Ask family members to join and contribute to family list	2	FF-181
Sample Sprint 6	As a user I want to post a review on a movie blog site so that other people can watch this awesome movie	3	FF-185
	Create a 'family' list	2	FF-180

# sequencing work into sprints or versions

The screenshot shows the Jira Story Map interface for a project named 'Friendly Film Finder'. The interface is organized into a grid of story cards. At the top, there are navigation buttons for 'Help & feedback', 'Create Epic', and a menu icon. Below the navigation, there are 'QUICK FILTERS' for 'Theatre', 'Unestimated', 'Only My Issues', and 'Recently Updated'. The main area contains several story cards, each with a title, a description, and a status indicator (e.g., '8', '2', '6'). A text overlay in the center reads: 'Split the Story Map into Versions or Sprints the ability to split the story map by sprints or versions, allows stakeholders to track progress at a glance and ensure over-commitment is prevented'. On the right side, a settings menu is open, showing options for 'No swimlanes', 'Sprint swimlanes' (checked), 'Version swimlanes', 'Apply quick filters to epics', 'Show Done epics', 'Show To Do issues' (checked), 'Show In Progress issues' (checked), 'Show Done issues' (checked), 'Export to Excel™ (beta)', and 'Save as image'.

**Split the Story Map into Versions or Sprints**  
the ability to split the story map by sprints or versions, allows stakeholders to track progress at a glance and ensure over-commitment is prevented

Help & feedback Create Epic

QUICK FILTERS: Theatre Unestimated Only My Issues Recently Updated

Getting the idea FF-139  
Finding theatre and time FF-144  
Buying Tickets FF-140  
Managing my watch lists FF-145  
Finding a site to stream a movie FF-141  
Watching the film FF-143

Sample Sprint... 57 5 33  
As a user I want to subscribe to the service so that I have access to cool movies FF-188  
See specific show times for a movie FF-175  
As a user I want to pre-purchase snacks when I order tickets so I don't have to wait in line at the FF-176  
Create a 'favourites' list FF-192  
Remove movies from my watch list FF-192

Sample Sprint... 62 0 21  
As a user I want to receive messages from FilmFinder about movies on my watch list when they become FF-187  
As a user I want to reserve specific seats because I like sitting in the middle of the theatre FF-177  
Ask family members to join and contribute to family list FF-181  
See a list of online sources to stream a movie like Netflix, Hulu, Amazon FF-182  
Make a note about the movie - favourite quote or scene FF-184  
As a user I want to post a review on a movie blog site so that other people can watch this awesome movie FF-189

No swimlanes  
✓ Sprint swimlanes  
Version swimlanes  
Apply quick filters to epics  
Show Done epics  
✓ Show To Do issues  
✓ Show In Progress issues  
✓ Show Done issues  
Export to Excel™ (beta)  
Save as image



# view epic and sprint statistics

Getting the idea  
FF-139

Issues: 5  
Completed: 0  
Unestimated: 4  
Estimate: 5  
0% of estimated work done

Sample Sprint...  
59 5 33

As a user I want to subscribe to a service that I have watched movies  
FF-188

As a user I want to reserve specific show times for a movie  
FF-175

As a user I want to pre-purchase snacks when I order tickets so I don't have to wait in line at the theatre  
FF-176

As a user I want to reserve specific seats because I like sitting in the middle of the theatre  
FF-177

## Epic and Sprint Statistics

view sprint and epic statistics to keep track of your team's work commitment, ensuring work continues at a sustainable pace